

Positioning and Securing Ship Loader During Vessel Berthing and Unberthing Operations
Berth 3

Number: 01 / 2026

Date Issued: 16th January 2026

Date of effect:	16 th January 2026
Details:	Positioning and Securing Ship Loader During Vessels Berthing and Unberthing Operations at Berth-3.
Former Notice:	Nil
Distribution:	CBH & MWPA Landside
Attachments:	Nil

Recent and frequent near miss and incidents have highlighted the serious risks posed by the proximity of the shiploader with vessel's structure, during berthing and unberthing operations at Berth-3.

Purpose

To ensure safe berthing and unberthing of vessels at Port of Geraldton Berth No-3, this instruction outlines the mandatory procedure for positioning and securing ship loaders during vessel movements.

Instruction

1. Designated Parking Positions

- All ship loaders at Berth-3 must be parked and secured at the designated positions at Dolphin B and Dolphin D (See diagram) prior to commencement of any berthing or unberthing operation.

2. Safety Considerations

- This practice is essential to prevent any contact between shiploaders and:
 - Vessel's bridge wings
 - Fixed stanchions/attachments on the vessel
 - Raised forecastle deck structures
- Failure to comply may result in serious damage to both port equipment (shiploader) and the vessel, as well as operational delays.

3. Operational Responsibility

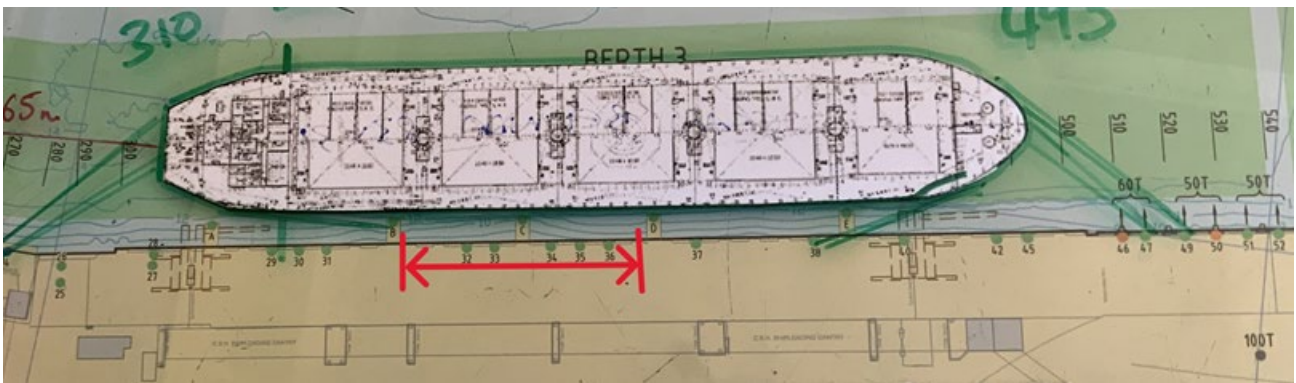
- Corporate Bulk Handling (CBH) Shiploader operators must confirm the equipment is:
 - Fully retracted and secured in the designated safe zone.
 - Locked and isolated to prevent accidental movement during vessel manoeuvring at Berth 3(berthing and unberthing).

4. Verification

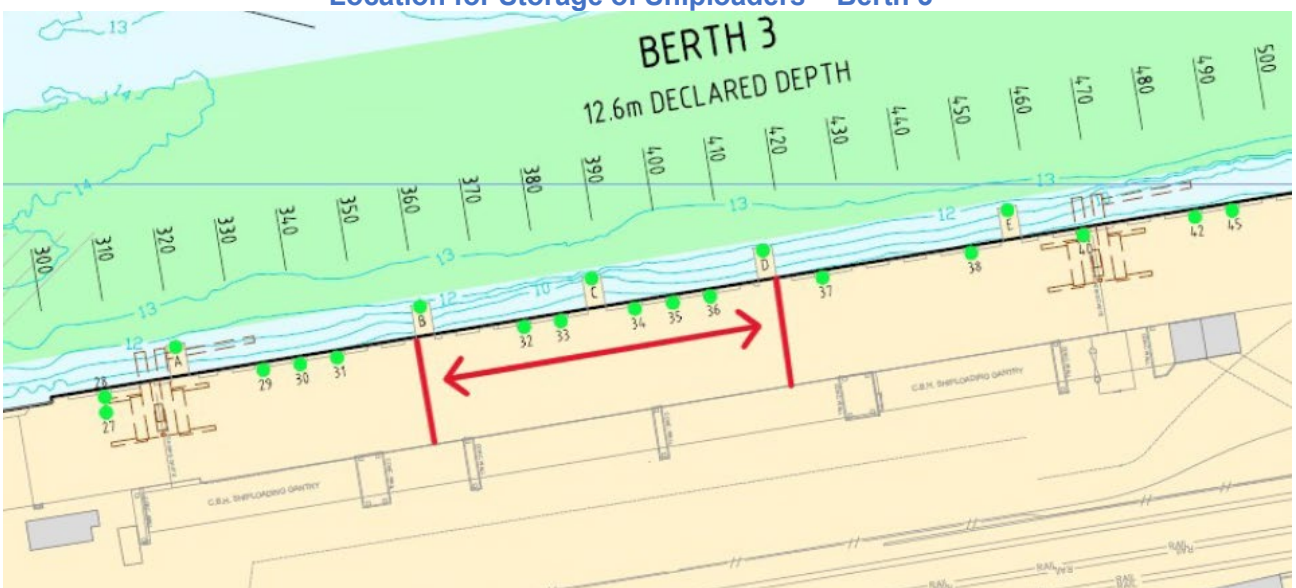
- The Deputy Operations Supervisor (Wharf) must verify the position of the shiplader prior to granting clearance for vessel movement. If not in the correct location the movement must be suspended.

Compliance

This procedure is a standard practice and mandatory for all operations.




Location for Storage of Shipladers – Berth 3



Location for Storage of Shipladers – Berth 3

Any questions or feedback regarding this Harbour Master Instruction should be addressed to the Harbour Master for further information / clarification.



**Capt. Heathcliff Pimento
Harbour Master (Port of Geraldton)**